


San Jose Convention Center

150 West San Carlos Street, San Jose, CA 95113 • 800-SAN-JOSE
www.sanjose.org



Fast Facts

- 3.9 miles to the Airport
- 520,000 sq. ft. total meeting and event space in Team San Jose managed venues
- 367,526 sq. ft. total Convention Center space
- 294,760 sq. ft. total exhibit space in Team San Jose managed venues
- 214,760 sq. ft. total exhibit space within the Convention Center
- 165,000 sq. ft. total contiguous exhibit space
- 143,000 sq. ft. of column-free exhibit space
- Room for 1,000 10' x 10' booths
- 112,523 sq. ft. total meeting space
- 104,566 sq. ft. of pre-function space
- 35,194 sq. ft. Grand Ballroom and 22,000 sq. ft. Executive Ballroom
- Free, fast Wi-Fi from the airport, within downtown and throughout the Convention Center
- 2,200 committable Downtown hotel rooms on peak
- 4,000 committable city-wide hotel rooms on peak
- Up to 43 meeting rooms with capacities from 50 to 3,900 in theater style seating



Venue Synopsis

The Convention Center offers plenty of versatile space which can be configured to fit a variety of event needs, from tradeshow and corporate launches to general sessions and banquets and beyond. The Convention Center is networked with nearby venues to help events expand seamlessly into whatever environment your gathering requires. The Center can easily serve as the stand alone hub of your event or be combined with any number of other unique facilities. The compact campus feel of the Downtown core together with the access Team San Jose has to it, gives you spectacular flexibility in how you structure your event.




As of July 1, 2014, Team San Jose launched a more tailored technology approach to meet the needs of different clients. By extending the City's industry leading, Free, Wickedly Fast Wi-Fi throughout the Convention Center, 1,000s of attendees are able to stream simultaneously without interruption. Team San Jose delivers state-of-the-art communications and provides qualified in-house support personnel to assist with meeting webcasting, cyber cafe set up, satellite transmissions, video streaming and other technology needs that will make your event stand out and run smoothly.

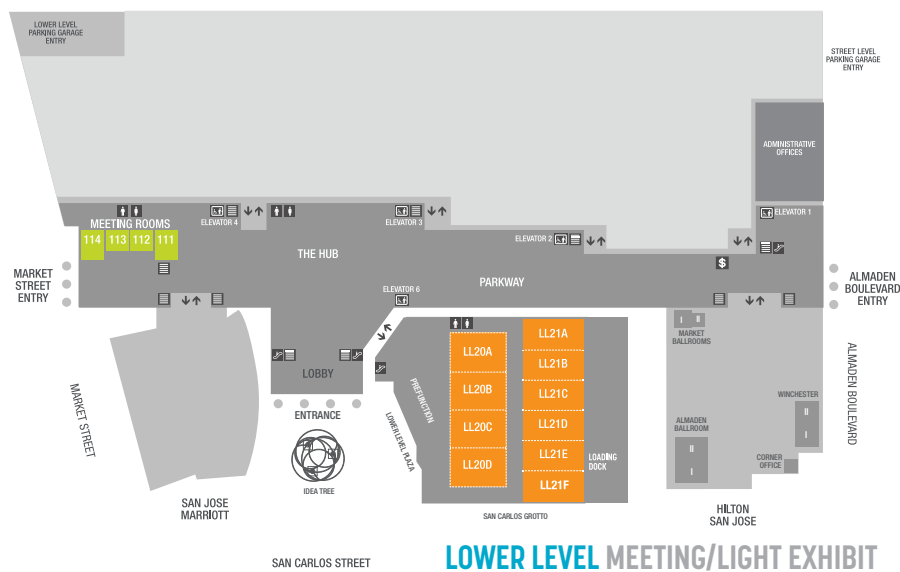
Located in the Downtown core with its own parking garage, the Convention Center is connected to two hotels and within walking distance of 5 additional hotels, multiple visual and performing arts facilities and an abundance of restaurants. The Center and its surroundings are connected by public transportation including Light Rail, Caltrain and a free Downtown shuttle.

San Jose Convention Center

Overall Floor Plan



PARKWAY STREET LEVEL



LOWER LEVEL MEETING/LIGHT EXHIBIT

San Jose Convention Center

ROOM	DIMENSIONS	CEILING	SQ. FT.	THEATER	CLASSROOM	BANQUET	RECEPTION	EXHIBIT BOOTHS 10 X 10'S	LIGHT EXHIBIT 10 X 10'S
LL20	63'5" x 171'9"	16'	10,950	1,084	512	480	-	-	-
LL20D	63'5" x 53'9"	16'	3,438	370	176	160	-	-	-
LL20C	63'5" x 31'9"	16'	2,037	168	96	80	-	-	-
LL20B	63'5" x 31'9"	16'	2,037	168	96	80	-	-	-
LL20A	63'5" x 53'9"	16'	3,438	370	176	160	-	-	-
LL20BC		16'		431	192	200			
LL20AB		16'		544	288	240			
LL20CD		16'		544	288	240			
LL Prefunction		16'-17'	3,171	-	-	-	332	-	83
Light Exhibit (Includes LL Prefunction)	93'5" x 195'2 1/2" + 32'1" x 80' diagonal section LL Prefunction		14,566				1,523		
LL21	65'1/2" x 204'3/8"	14'-15'6"	13,268	1,538	684	640	-	-	51
LL21F	65'1/2" x 33'6 1/4"	14'-15'6"	2,188	210	108	80	-	-	-
LL21E	65'1/2" x 34'9"	14'-15'6"	2,276	210	126	120	-	-	-
LL21D	65'1/2" x 34'9"	14'-15'6"	2,276	210	126	120	-	-	-
LL21C	65'1/2" x 34'9"	14'-15'6"	2,276	210	126	120	-	-	-
LL21B	65'1/2" x 34'9"	14'-15'6"	2,276	210	126	120	-	-	-
LL21A	65'1/2" x 30'3 1/8"	14'-15'6"	1,967	150	108	80	-	-	-
LL21AB		14'-15'6"		435	207	200			
LL21CD		14'-15'6"		465	216	200			
LL21EF		14'-15'6"		465	216	200			
LL21ABC		14'-15'6"		720	384	320			
LL21DEF		14'-15'6"		780	384	320			
Grand Ballroom 220	151'9 1/8" x 237'7 1/2"	14'10" - 28'	35,194	3,900	1,880	2,120	-		-
Grand Ballroom 220A	151'9 1/8" x 145'7"	14'10" - 28'	21,784	2,036	996	1,060	-		-
Grand Ballroom 220B	73'5 1/4" x 91'9 3/8"	14'10" - 28'	6,738	782	336	420	-		-
Grand Ballroom 220C	73'1 1/8" x 91'9 3/8"	14'10" - 28'	6,672	770	336	410	-		-
Grand Ballroom 220BC				1,552	672	830			
Grand Ballroom Prefunction			8,580				225		

NEW DESIGNATION	DIMENSIONS	CEILING	SQ. FT.	THEATER	CLASSROOM	BANQUET	RECEPTION	EXHIBIT BOOTHS 10 X 10'S	LIGHT EXHIBIT 10 X 10'S
Concourse Level Prefunction			53,077						
Hall 1	200' x 212'	32'	43,000	4,560	2,048	1,920	-	230	-
Hall 2	235' x 210'	32'	50,000	5,788	2,608	2,360	-	290	-
Hall 3	270' x 179'	32'	50,000	5,562	2,256	2,229	-	280	-
Hall 1, 2 & 3	270' x 600'	32'	143,000	15,586	7,628	8,750	-	800	-
Executive Ballroom 210	116' x 188'	29'3"	22,000	2,400	1,491	1,260	-	107	-
Executive Ballroom 210H	47' x 42'	29'3"	1,974	180	84	110	-	-	-
Executive Ballroom 210G	47' x 42'	29'3"	1,974	180	84	110	-	-	-
Executive Ballroom 210F	47' x 42'	29'3"	1,974	180	84	110	-	-	-
Executive Ballroom 210E	47' x 42'	29'3"	1,974	180	84	110	-	-	-
Executive Ballroom 210D	47' x 42'	29'3"	1,974	180	84	110	-	-	-
Executive Ballroom 210C	47' x 42'	29'3"	1,974	180	84	110	-	-	-
Executive Ballroom 210B	47' x 42'	29'3"	1,974	180	84	110	-	-	-
Executive Ballroom 210A	47' x 42'	29'3"	1,974	180	84	110	-	-	-
Executive Ballroom 210 1 Section	47' x 42'	29'3"	1,974	180	84	110	-	-	-
Executive Ballroom 210 2 Sections	85' x 47'	29'3"	3,995	420	217	210	-	-	-
Executive Ballroom 210 4 Sections	85' x 94'	29'3"	7,990	1,050	496	490	-	-	-
Executive Ballroom 210 6 Sections	85' x 141'	29'3"	11,985	1,638	806	600	-	-	-
Executive Ballroom 210 8 Sections	85' x 188'	29'3"	15,980	2,164	1,065	840	-	-	-
Meeting Room 211	71' x 60'	16'	4,300	450	238	250	-	21	-
Meeting Room 211A	27' x 30'	16'	810	84	45	40	-	-	-
Meeting Room 211C	43' x 30'	16'	1,290	128	78	70	-	-	-
Meeting Room 211D	43' x 30'	16'	1,290	137	75	80	-	-	-
Meeting Room 211B	27' x 30'	16'	810	87	45	50	-	-	-
Meeting Room 211A-C	71' x 30'	16'	2,130	204	100	100	-	-	-
Meeting Room 211A-B	27' x 60'	16'	1,620	180	100	90	-	-	-
Meeting Room 211C-D	43' x 60'	16'	2,580	256	138	160	-	-	-
Meeting Room 211D-B	71' x 30'	16'	2,130	196	89	130	-	-	-
Meeting Room 212	71' x 63'	16'	4,500	492	255	270	-	21	-
Meeting Room 212A	27' x 32'	16'	864	87	45	50	-	-	-
Meeting Room 212C	42' x 32'	16'	1,344	134	78	80	-	-	-
Meeting Room 212D	43' x 32'	16'	1,344	137	82	80	-	-	-
Meeting Room 212B	27' x 32'	16'	864	96	54	50	-	-	-
Meeting Room 212A-C	71' x 32'	16'	2,272	222	97	130	-	-	-
Meeting Room 212A-B	27' x 63'	16'	1,710	183	102	90	-	-	-
Meeting Room 212C-D	42' x 63'	16'	2,646	272	154	160	-	-	-
Meeting Room 212D-B	71' x 32'	16'	2,272	252	121	140	-	-	-
Meeting Room 213	22' x 31'	14'	700	72	42	40	-	-	-
Meeting Room 214	23' x 30'	14'	700	70	35	40	-	-	-
Meeting Room 231	37' x 36'	14'	1,300	128	72	80	-	-	-
Meeting Room 231A	37' x 20'	14'	740	80	42	40	-	-	-
Meeting Room 231B	37' x 16'	14'	592	54	30	30	-	-	-
Meeting Room 232	32' x 18'	14'	575	49	30	30	-	-	-
Meeting Room 233	25' x 18'	14'	450	42	24	30	-	-	-
Meeting Room 230	135' x 72'	18'	10,000	1,000	552	540	-	41	-
Meeting Room 230A	44' x 70'	18'	3,080	330	168	180	-	-	-
Meeting Room 230B	47' x 71'	18'	3,337	342	196	180	-	-	-
Meeting Room 230C	42' x 71'	18'	2,982	342	196	180	-	-	-

NEW DESIGNATION	DIMENSIONS	CEILING	SQ. FT.	THEATER	CLASSROOM	BANQUET	RECEPTION	EXHIBIT BOOTHS 10 X 10'S	LIGHT EXHIBIT 10 X 10'S
VIP Lounge			870	85	30	40			
Meeting Room 114	29' x 45'	11'	1,300	140	78	80	-	-	-
Meeting Room 113	23' x 32'	11'	750	65	36	40	-	-	-
Meeting Room 112	23' x 32'	11'	750	65	36	40	-	-	-
Meeting Room 111	29' x 45'	11'	1,300	140	78	80	-	-	-
Lower Level Plaza			4,110				274		
San Carlos Grotto			1,231				83		
Plaza Terrace			2,874				197		
Almaden Terrace			5,840				500		
Market Terrace			4,524				400		
East Terrace			2,137				150		
Parkway			40,644						
Lobby			5,228						
Hub			9,702						
Lobby & Hub			19,022						